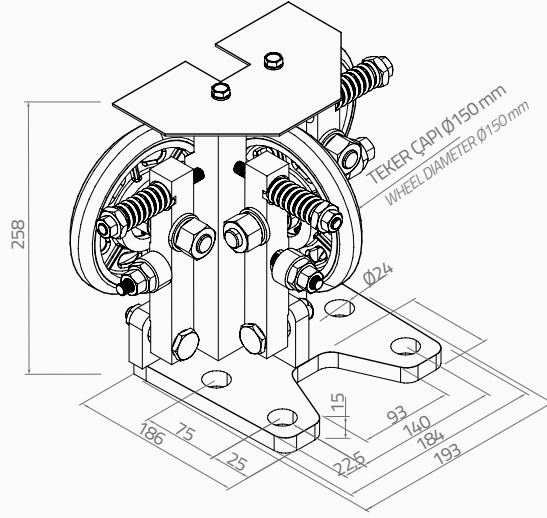


YAYLI MAKARALI DÖKÜM GÖVDELİ PATEN

SPRING LOADED ROLLER GUIDE SHOES



ÜRÜN KODU PRODUCT CODE	RAY KALINLIK GUIDE RAIL BLADE THICKNESS (mm)	MAX ÇALIŞMA HIZI MAX NOMINAL SPEED (m/s)	MAX TAŞIMA KAPASİTESİ MAX LOAD CAPACITY (N)			UYUMLU BAĞLANTI VİDASI COMPATIBLE CONNECTION SCREW	AĞIRLIK WEIGHT (kg)
			N (0.63 m/s)	N (1.00 m/s)	N (2.50 m/s)		
3007.9	9	2,50	3020	2840	2650	M22 - M20	11,50
3007.10	10		3020	2840	2650		
3007.16	16		3020	2840	2650		

KOLİDEKİ MİKTAR PACKAGE QUANTITY (pcs)	EN WIDTH (cm)	BOY LENGTH (cm)	YÜKSEKLİK HIGH (cm)	KOLİ AĞIRLIĞI TOTAL WEIGHT (kg)
1	31	38	21	12

UYUMLU RAY TİPLERİ ACCEPTABLE GUIDE RAIL

T65-T70-T75-T78-T80-T82-T89-T90-T114-T125-T140

5-9-10-16 mm'lik Klavuz Raya Kullanma İmkanı
Available to Use With 5-9-10-16 mm Guide Rail


Aşınmaya Dayanıklı Ses Yapmayan Poliüretan Paten
Abrasion Resistant Silent Polyurethane Guide Shoe Insert

Titreşimleri Maksimum Absorbe Etme Özelliği
Maximum Vibration Absorbion


Delik Ölçüleri Diğer Patenlere Uyumlu
Hole Measures More Compatible Than Other Guide Shoes

MAKARALI PATEN MONTAJ KLAVUZU

ROLLER GUIDE SHOES INSTALLATION INSTRUCTIONS




1 PATEN GÖVDESİ RAYA 90 DERECE AÇI İLE HİZALANMALIDIR
PROPER ALIGNMENT REQUIRED (90° EACH)




2 PATEN GÖVDESİ RAYA 90 DERECE AÇI İLE HİZALANMALIDIR
PROPER ALIGNMENT REQUIRED (90° EACH)



3 DÜZGÜN OLMAYAN HİZALAMADA PATEN SORUNLU ÇALIŞACAKTIR
IMPROPER ALIGNMENT



4 PATEN TEKERİ ŞEKİLDE OLDUĞU GİBİ DOĞRU YÖNDE OLMALIDIR
FACE ROLLER WHEEL ADJUST TO CENTER OF THE RAIL




5 DÜŞEY HİZALAMA İÇİN AYAR LEVHASINI KULLANIN
USE LINER FOR VERTICAL BALANCE



6 RAY VE MAKARALARIN MESAFELERİ C VE D ÖLÇÜSÜNDE BELİRTİLDİĞİ GİBİ EŞİT VE 0.25 mm OLMALIDIR
CHECK THE DISTANCE FROM THE RAIL SIDE ROLLER WHEEL (C & D = LESS THAN 0.25 mm)




7 PATEN DÜZGÜN MONTE EDİLDİĞİNDE, SOMUNLAR SIKILARAK SABİTLENMELİDİR
TIGHTEN LOCKNUT WHEN THE ROLLER WHEELS ARE PROPERLY POSITIONED



8 PATEN ARKA MAKARASI ELLE ÇEVİRİLDİĞİNDE RAHATÇA DÖNÜYÖRSE UYGUN AYARLANMIŞ DEMEKTİR
IT'S SUITABLE ADJUSTMENT, IF FACE ROLLER WHEEL SKID BY HAND



9 PATEN YAĞN MAKARALARI ELLE ÇEVİRİLDİĞİNDE RAHATÇA DÖNÜYÖRSE UYGUN AYARLANMIŞ DEMEKTİR
IF SIDE ROLLER WHEEL SKID BY HAND, THE ADJUSTMENT IS SATISFACTORY



10 CİVATA ÜZERİNDEKİ YAYA BASTIRARAK 5 - 10 mm CEVİRİN, BU YAYIN SIKIŞMASINI SAĞLAYACAKTIR. PATEN GÖVDESİ İLE TAKOZ ARASINDA 2 mm BOŞLUK KALMALIDIR
TURN THE NUT TO COMPRESS THE SPRING 5-10 mm, SET 2 mm GAP BETWEEN STOPPER AND LEVER