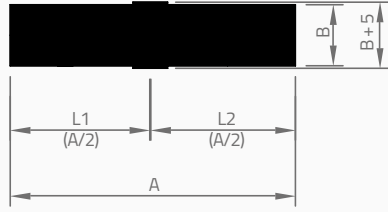




**HAZIR MİL ÖLÇÜLERİ**  
**OUR STANDARDS FOR AXLE MEASURES**

## DÜZ MİL STRAIGHT AXLE

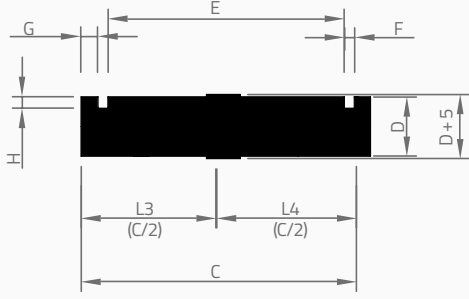


**KAMASIZ**

*NO WEDGE*

ÜRÜN KODU PRODUCT CODE	ÖLÇÜLER DIMENSIONS	
	A (mm)	B (Ø mm)
M1	200	50
M2	250	50
M3	300	50
M4	350	50
M5	400	50
M6	450	50
M7	500	50
M10	200	55
M11	250	5
M12	300	55
M13	350	55
M14	400	55
M15	450	55
M16	500	55
M20	200	60
M21	250	60
M22	300	60
M23	350	60
M24	400	60
M25	450	60
M26	500	60
M30	200	65
M31	250	65
M32	300	65
M33	350	65
M34	400	65
M35	450	65
M36	500	65

## KAMALI MİL AXLE WITH WEDGE

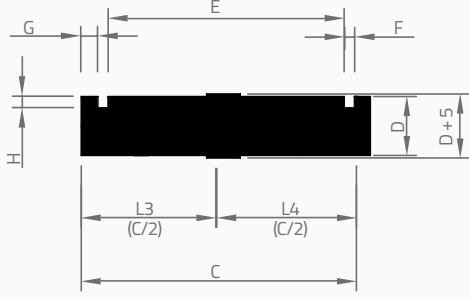


**6 mm**  
**KAMA GENİŞLİK**  
*WEDGE WIDTH*

ÜRÜN KODU PRODUCT CODE	ÖLÇÜLER DIMENSIONS				
	C (mm)	D (Ø mm)	E (mm)	F (mm)	G (mm)
MK1	200	50	120	6	34
MK2	200	50	140	6	24
MK3	200	50	160	6	14
MK4	250	50	180	6	29
MK5	250	50	200	6	19
MK6	250	50	220	6	9
MK7	300	50	240	6	24
MK8	350	50	280	6	29
MK9	400	50	360	6	14
MK10	500	50	450	6	19
MK11	200	55	120	6	34
MK12	200	55	140	6	24
MK13	200	55	160	6	14
MK14	250	55	180	6	29
MK15	250	55	200	6	19
MK16	250	55	220	6	9
MK17	300	55	240	6	24
MK18	350	55	280	6	29
MK19	400	55	360	6	14
MK20	500	55	450	6	19
MK21	200	60	120	6	34
MK22	200	60	140	6	24
MK23	200	60	160	6	14
MK24	250	60	180	6	29
MK25	250	60	200	6	19
MK26	250	60	220	6	9
MK27	300	60	240	6	24
MK28	350	60	280	6	29
MK29	400	60	360	6	14
MK30	500	60	450	6	19
MK31	200	65	120	6	34
MK32	200	65	140	6	24
MK33	200	65	160	6	14
MK34	250	65	180	6	29
MK35	250	65	200	6	19
MK36	250	65	220	6	9
MK37	300	65	240	6	24
MK38	350	65	280	6	29
MK39	400	65	360	6	14
MK40	500	65	450	6	19

**HAZIR MİL ÖLÇÜLERİ**  
**OUR STANDARDS FOR AXLE MEASURES**

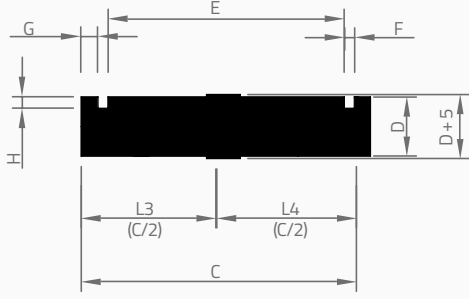
## KAMALI MİL AXLE WITH WEDGE



**8 mm**  
**KAMA GENİŞLİK**  
*WEDGE WIDTH*

ÜRÜN KODU PRODUCT CODE	ÖLÇÜLER DIMENSIONS				
	C (mm)	D (Ø mm)	E (mm)	F (mm)	G (mm)
MK41	200	50	120	8	32
MK42	200	50	140	8	22
MK43	200	50	160	8	12
MK44	250	50	180	8	27
MK45	250	50	200	8	17
MK46	250	50	220	8	7
MK47	300	50	240	8	22
MK48	350	50	280	8	27
MK49	400	50	360	8	12
MK50	500	50	450	8	17
MK51	200	55	120	8	32
MK52	200	55	140	8	22
MK53	200	55	160	8	12
MK54	250	55	180	8	27
MK55	250	55	200	8	17
MK56	250	55	220	8	7
MK57	300	55	240	8	22
MK58	350	55	280	8	27
MK59	400	55	360	8	12
MK60	500	55	450	8	17
MK61	200	60	120	8	32
MK62	200	60	140	8	22
MK63	200	60	160	8	12
MK64	250	60	180	8	27
MK65	250	60	200	8	17
MK66	250	60	220	8	7
MK67	300	60	240	8	22
MK68	350	60	280	8	27
MK69	400	60	360	8	12
MK70	500	60	450	8	17
MK71	200	65	120	8	32
MK72	200	65	140	8	22
MK73	200	65	160	8	12
MK74	250	65	180	8	27
MK75	250	65	200	8	17
MK76	250	65	220	8	7
MK77	300	65	240	8	22
MK78	350	65	280	8	27
MK79	400	65	360	8	12
MK80	500	65	450	8	17

## KAMALI MİL AXLE WITH WEDGE



**10 mm**  
**KAMA GENİŞLİK**  
*WEDGE WIDTH*

ÜRÜN KODU PRODUCT CODE	ÖLÇÜLER DIMENSIONS				
	C (mm)	D (Ø mm)	E (mm)	F (mm)	G (mm)
MK81	200	50	120	10	30
MK82	200	50	140	10	20
MK83	200	50	160	10	10
MK84	250	50	180	10	25
MK85	250	50	200	10	15
MK86	250	50	220	10	30
MK87	300	50	240	10	20
MK88	350	50	280	10	25
MK89	400	50	360	10	10
MK90	500	50	450	10	15
MK91	200	55	120	10	30
MK92	200	55	140	10	20
MK93	200	55	160	10	10
MK94	250	55	180	10	25
MK95	250	55	200	10	15
MK96	250	55	220	10	30
MK97	300	55	240	10	20
MK98	350	55	280	10	25
MK99	400	55	360	10	10
MK100	500	55	450	10	15
MK101	200	60	120	10	30
MK102	200	60	140	10	20
MK103	200	60	160	10	10
MK104	250	60	180	10	25
MK105	250	60	200	10	15
MK106	250	60	220	10	30
MK107	300	60	240	10	20
MK108	350	60	280	10	25
MK109	400	60	360	10	10
MK110	500	60	450	10	15
MK111	200	65	120	10	30
MK112	200	65	140	10	20
MK113	200	65	160	10	10
MK114	250	65	180	10	25
MK115	250	65	200	10	15
MK116	250	65	220	10	30
MK117	300	65	240	10	20
MK118	350	65	280	10	25
MK119	400	65	360	10	10
MK120	500	65	450	10	15

**HAZIR MİL ÖLÇÜLERİ**  
**OUR STANDARDS FOR AXLE MEASURES**