

LIFT Certificate TU-Sofia

Technical University of Sofia - Technologies Ltd
holding TUV NORT CERT certificate according to ISO9001:2008



CERTIFICATE

FOR

“EU-TYPE EXAMINATION
OF SAFETY COMPONENTS FOR LIFTS”

№939/TE/31.07.2018



“LIFT CERTIFICAT TU - SOFIA” - conformity assessment notified body with Permission № 108-OC/07.06.2016, issued by STATE AGENCY FOR METROLOGICAL AND TECHNICAL SURVEILLANCE (SAMTS) with European Identification № 2201

Verified on the basis of examinations and tests that the product described below is in accordance with the essential safety requirements of the Directive 2014/33/EU, introduced by the "Ordinance for the essential requirements and conformity assessment of lifts and the safety devices for lifts".

Applicant:

(name, address)

Aksoz Makina San Ve Tic Ltd Sti

Address: 1187. Sok No:8 Ostim, Ankara, Turkey

Manufacturer of the safety component:

(name, address)

Aksoz Makina San Ve Tic Ltd Sti

Name and type of the safety component:

Instantaneous Safety Gear

Type: ALY04

Additional data for identification of the safety component:

The additional data and technical characteristics are according to “Annex 1” of this certificate

Application form of Conformity assessment:

№ 939/09.05.2017

Testing laboratory:

STL at “LIFT Certificat TU-Sofia”

Test report:

№ 939/28.07.2018

Summary report of Conformity assessment:

№ 939/29.07.2018

Applied Directives and Standards:

Directive 2014/33/EU – Annex IVA (Module B), EN81-50:2014 - p.5.3

This certificate contains Annex 1 - "Technical Characteristic", which is an integral part of it. The certificate expires on the occurrence of changes in the conditions under which it was issue or after expiring the validity period. Please, check “valid until” date below.

Date of issue: 31 July 2018

Valid until: 31 July 2023



Head of NB "LIFT Certificate TU-Sofia":

Assoc. Prof. PhD Eng. Georgi Iliev /

TECHNICAL CHARACTERISTICS

of safety component: **Safety gear, Type: ALY04**

1. Application of the safety gear

The following instantaneous safety gear conforms to the safety requirements of the applied Directive and Standards. It must be use according to the scope of application, described in p.2 of this Annex 1.

2. Parameters of the safety gear

Safety Gear Type	Guide rail blade thickness (mm)	Rates speed (m/s)	Min. permissible masses (kg)	Max. permissible masses (kg)
ALY05	9 mm	0.63	450	3200
		0.50	450	3575
		0.40	450	3823
		0.30	450	4042
		0.20	450	4163
	16 mm	0.63	450	3200
		0.50	450	3575
		0.40	450	3823
		0.30	450	4042
		0.20	450	4163

Maximum tripping speed of the overspeed governor (m/s): 1.00

Type of guide rail: T70x65x9, T75x62x16, T82x68x9, T89x62x16, T90x75x16, T114x89x16, T125x82x16, T127x89x16

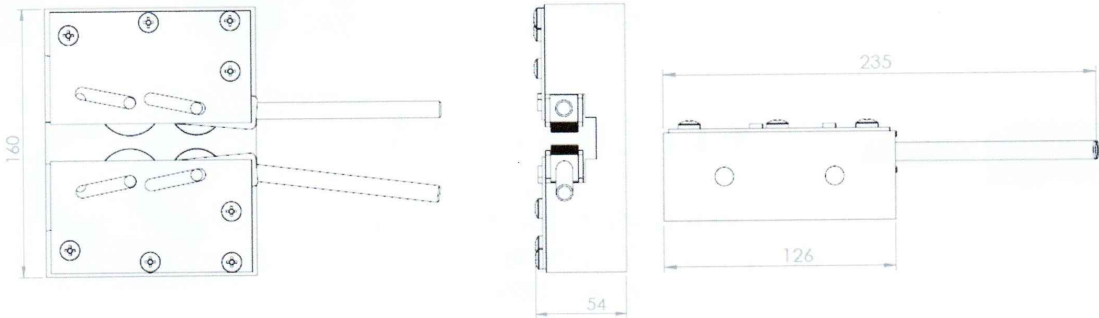
Minimum width of the gripping area (mm): 16

Acting direction: Downward

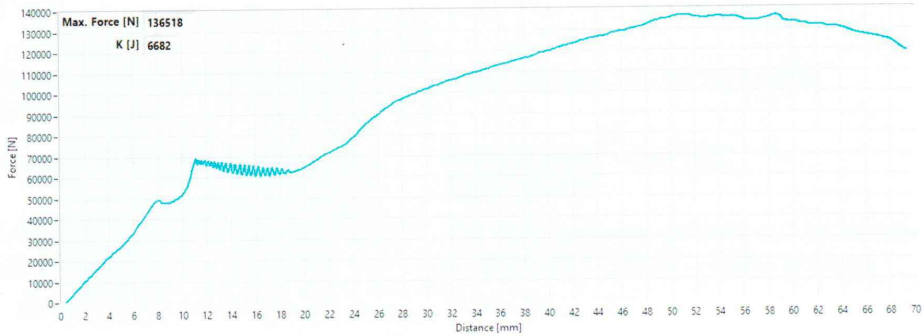
Note: If the safety gear is installed of the counterweight or balancing weight, it can be used in lifts which rated speed do not exceed 1 m/s.

3. Picture and drawing of the safety gear






4. Samples of the graphical test results of the safety gear



Head of NB "LIFT Certificate TU-Sofia":


/ Assoc. Prof. PhD Eng. Georgi Iliev /